

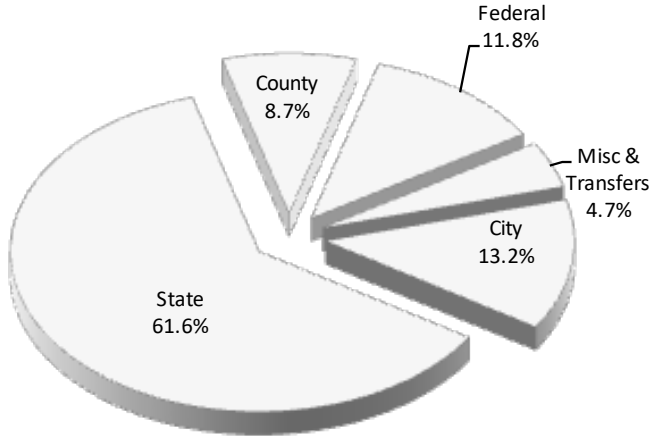
SUMMARY STATEMENTS & GRAPHS

**CITY OF BUFFALO COMBINED SUMMARY STATEMENT
2023 - 2024 ADOPTED BUDGET**

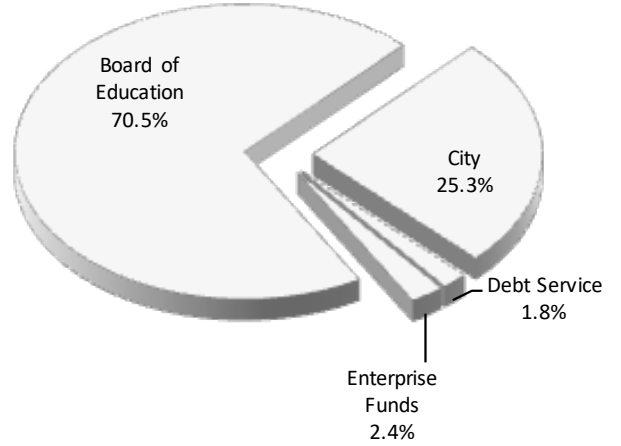
TOTAL REVENUES, RESOURCES AND INTERFUND TRANSFERS	CITY	BOARD OF EDUCATION	CITY	BOARD OF EDUCATION	CAPITAL DEBT	TOTAL
	GENERAL FUND	GENERAL FUND	ENTERPRISE FUNDS	SPECIAL PROJECT FUNDS	SERVICE FUND	
REVENUES AND RESOURCES:						
City	\$ 208,949,519	\$ 4,356,903	\$ 34,018,565	\$ -	\$ 2,089,861	\$ 249,414,848
County	111,338,000	53,200,000	-	-	-	164,538,000
State	192,057,495	918,838,464	-	55,071,416	-	1,165,967,375
Federal	48,389,345	3,000,000	-	172,072,542	-	223,461,887
Other	5,066,429	56,138,778	14,164,845	4,170,716	-	79,540,768
TOTAL REVENUES AND RESOURCES	\$ 565,800,788	\$ 1,035,534,145	\$ 48,183,410	\$ 231,314,674	\$ 2,089,861	\$ 1,882,922,878
INTERFUND TRANSFERS:						
General Fund - City	\$ -	\$ 70,822,758	\$ (2,384,078)	\$ -	\$ 27,167,832	\$ 95,606,512
General Fund - Board of Education	(70,822,758)	-	-	-	-	(70,822,758)
Board of Education	-	-	-	-	4,356,903	4,356,903
Water Board	8,810,084	-	-	-	-	8,810,084
Enterprise Fund - Parking	1,711,000	-	-	-	892,346	2,603,346
Capital Projects	(400,000)	-	-	-	-	(400,000)
Enterprise Fund - Refuse & Recycling	673,078	-	-	-	-	673,078
Capital Debt Service Fund	(27,167,832)	(4,356,903)	(892,346)	-	-	(32,417,081)
TOTAL INTERFUND TRANSFERS	\$ (87,196,428)	\$ 66,465,855	\$ (3,276,424)	\$ -	\$ 32,417,081	\$ 8,410,084
TOTAL REVENUES, RESOURCES AND INTERFUND TRANSFERS	\$ 478,604,360	\$ 1,102,000,000	\$ 44,906,986	\$ 231,314,674	\$ 34,506,942	\$ 1,891,332,962
APPROPRIATIONS:						
OPERATION AND MAINTENANCE:						
Departmental	\$ 270,508,872	\$ -	\$ 31,536,811	\$ -	\$ -	\$ 302,045,683
Fringe Benefits	179,175,122	-	12,964,620	-	-	192,139,742
General Charges	25,921,867	-	145,555	-	-	26,067,422
Education	-	1,091,149,713	-	231,314,674	-	1,322,464,387
TOTAL OPERATION AND MAINTENANCE	\$ 475,605,861	\$ 1,091,149,713	\$ 44,646,986	\$ 231,314,674	\$ -	\$ 1,842,717,234
EXEMPT ITEMS:						
Long Term Principal & Interest - City	\$ -	\$ -	\$ -	\$ -	\$ 29,256,196	\$ 29,256,196
Long Term Principal & Interest - Board of Education	-	-	-	-	4,358,400	4,358,400
Long Term Principal & Interest - Water	-	-	-	-	-	-
Long Term Principal & Interest - Parking	-	-	-	-	892,346	892,346
Long Term Principal & Interest - Stadium	-	-	-	-	-	-
Long Term Principal & Interest - Refuse	-	-	-	-	-	-
Other Exempt Items	2,998,499	10,850,287	260,000	-	-	14,108,786
TOTAL EXEMPT ITEMS	\$ 2,998,499	\$ 10,850,287	\$ 260,000	\$ -	\$ 34,506,942	\$ 48,615,728
TOTAL APPROPRIATIONS	\$ 478,604,360	\$ 1,102,000,000	\$ 44,906,986	\$ 231,314,674	\$ 34,506,942	\$ 1,891,332,962

**CITY OF BUFFALO & BOARD OF EDUCATION
2023 - 2024 ADOPTED BUDGET
COMBINED REVENUES, RESOURCES, TRANSFERS AND APPROPRIATIONS**

Revenues, Resources and Transfers



Appropriations



City	\$ 249,414,848
State	1,165,967,375
County	164,538,000
Federal	223,461,887
Misc & Transfers	87,950,852
Total	\$ 1,891,332,962

Board of Education	\$ 1,333,314,674
City	478,604,360
Debt Service	34,506,942
Enterprise Funds	44,906,986
Total	\$ 1,891,332,962

**CITY OF BUFFALO ENTERPRISE FUND
COMBINED SUMMARY STATEMENT DETAIL
2023 - 2024 ADOPTED BUDGET**

**REVENUES, RESOURCES AND
INTERFUND TRANSFERS**

REVENUES AND RESOURCES:

	<u>DIVISION OF WATER</u>	<u>REFUSE & RECYCLING</u>	<u>PARKING</u>	<u>TOTAL</u>
City	-	30,968,558	3,050,007	34,018,565
Capital Debt Service Fund				
Other (Buffalo Water Board)	14,164,845	-	-	14,164,845

TRANSFERS IN:

Transfer in	-	-	-	-
TOTAL REVENUES, RESOURCES AND TRANSFERS IN	14,164,845	30,968,558	3,050,007	48,183,410

TRANSFERS OUT:

General Fund - City	-	(673,078)	(1,711,000)	(2,384,078)
Capital Debt Service Fund	-	-	(892,346)	(892,346)
TOTAL TRANSFERS OUT	-	(673,078)	(2,603,346)	(3,276,424)

**TOTAL REVENUES, RESOURCES
AND INTERFUND TRANSFERS**

<u>14,164,845</u>	<u>30,295,480</u>	<u>446,661</u>	<u>44,906,986</u>
-------------------	-------------------	----------------	-------------------

APPROPRIATIONS

OPERATION AND MAINTENANCE:

Departmental	8,516,245.00	22,902,205	118,361	31,536,811
Fringe Benefits	5,648,600	7,254,720	61,300	12,964,620
General Charges	-	138,555	7,000	145,555
TOTAL OPERATION AND MAINTENANCE	14,164,845	30,295,480	186,661	44,646,986

TOTAL EXEMPT ITEMS	-	-	260,000	260,000
---------------------------	----------	----------	----------------	----------------

TOTAL APPROPRIATIONS

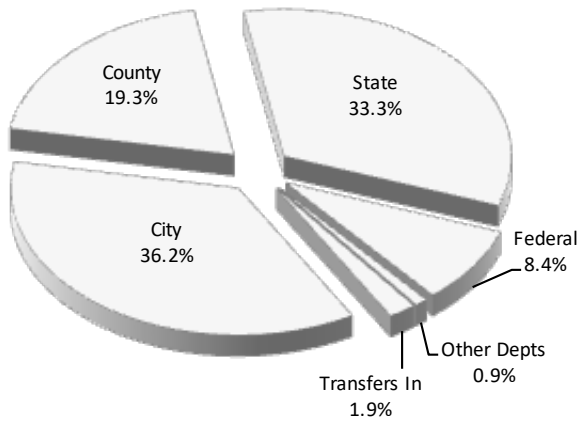
<u>14,164,845</u>	<u>30,295,480</u>	<u>446,661</u>	<u>44,906,986</u>
-------------------	-------------------	----------------	-------------------

**GENERAL FUND - CITY
SUMMARY STATEMENT
2023 - 2024 ADOPTED BUDGET**

	2020-2021 ADOPTED BUDGET	2021-2022 ADOPTED BUDGET	2022-2023 ADOPTED BUDGET	2023-2024 ADOPTED BUDGET
<u>REVENUES & RESOURCES</u>				
CITY	\$ 200,550,976	\$ 189,764,767	\$ 221,958,092	\$ 208,949,519
COUNTY	71,906,775	86,459,865	104,300,000	111,338,000
STATE	160,143,636	185,891,497	172,285,233	192,057,495
FEDERAL	68,378,007	58,710,016	52,891,107	48,389,345
OTHER	4,287,590	4,587,165	4,630,869	5,066,469
FUND BALANCE / RESOURCE	-	-	-	-
TOTAL REVENUES AND RESOURCES	\$ 505,266,984	\$ 525,413,309	\$ 556,065,301	\$ 565,800,828
<u>INTERFUND TRANSFERS</u>				
TRANSFERS IN	14,283,560	9,164,084	10,663,634	11,194,122
TOTAL REVENUES, RESOURCES & TRANSFERS IN	\$ 519,550,544	\$ 534,577,394	\$ 566,728,935	\$ 576,994,950
TRANSFERS OUT	(100,585,160)	(100,065,425)	(105,858,451)	(98,390,590)
TOTAL REVENUES, RESOURCES AND INTERFUND TRANSFERS	\$ 418,965,384	\$ 434,511,969	\$ 460,870,484	\$ 478,604,360
<u>APPROPRIATIONS</u>				
OPERATIONS AND MAINTENANCE:				
DEPARTMENTAL	\$ 235,639,066	\$ 240,952,907	\$ 260,841,008	\$ 270,508,872
FRINGE BENEFITS	160,194,003	167,787,010	168,827,609	179,175,122
GENERAL CHARGES	20,787,447	22,439,500	25,249,715	25,921,867
TOTAL OPERATIONS AND MAINTENANCE	\$ 416,620,516	\$ 431,179,417	\$ 454,918,332	\$ 475,605,861
EXEMPT ITEMS	2,344,868	3,332,552	5,952,152	2,998,499
TOTAL APPROPRIATIONS	\$ 418,965,384	\$ 434,511,969	\$ 460,870,484	\$ 478,604,360

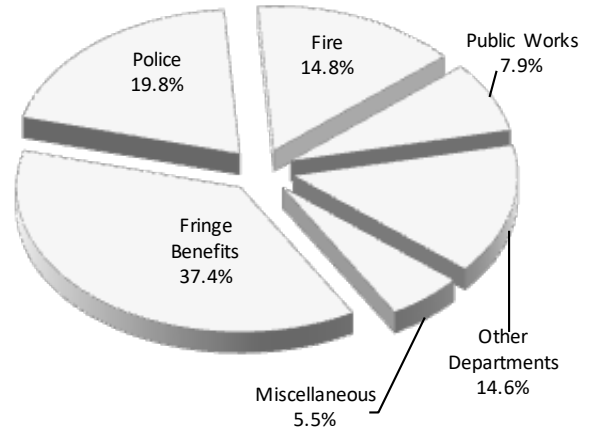
**CITY OF BUFFALO
2023 - 2024 ADOPTED BUDGET
GENERAL FUND**

Revenues & Resources



City	\$	208,949,519
County		111,338,000
State		192,057,495
Federal		48,389,345
Other Depts		5,066,469
Fund Balance		0
Transfers In		11,194,122
Transfers Out		(98,390,590)
	\$	478,604,360

Appropriations



Fringe Benefits	\$	179,175,122
Police		94,634,319
Fire		70,893,155
Public Works		37,772,038
Other Departments		69,807,860
Miscellaneous		26,321,867
	\$	478,604,360

**STATEMENT OF TAX RATES AND ASSESSED VALUATION
2023 - 2024 ADOPTED BUDGET**

HOMESTEAD TAX RATES

	CITY	BOARD OF EDUCATION	TOTAL
GENERAL FUND	\$ 4.14	\$ 4.46	\$ 8.59
CAPITAL DEBT SERVICE FUND	1.85	0.29	2.14
TOTAL	\$ 5.98	\$ 4.75	\$ 10.73

NON HOMESTEAD TAX RATES

	CITY	BOARD OF EDUCATION	TOTAL
GENERAL FUND	\$ 7.18	\$ 7.83	\$ 15.01
CAPITAL DEBT SERVICE FUND	3.20	0.51	3.72
TOTAL	\$ 10.38	\$ 8.34	\$ 18.72

ASSESSED VALUATION

	TOTAL ASSESSED REAL ESTATE	\$ 16,425,980,358
<i>PLUS:</i>	SPECIAL FRANCHISE ASSESSMENTS	447,606,264
	TOTAL ASSESSED VALUATION	\$ 16,873,586,622
<i>LESS:</i>	NON TAXABLE REAL ESTATE	5,328,381,167
	RAILROAD EXEMPTION	0
	TAX BASE FOR GENERAL CITY PURPOSES	\$ 11,545,205,455
<i>PLUS:</i>	VETERANS' AND SENIOR CITIZENS EXEMPTIONS SUBJECT TO SCHOOL TAX	94,100,321
	TAX BASE FOR GENERAL SCHOOL PURPOSES	\$ 11,639,305,776
		TAXABLE VALUE
		CITY
	HOMESTEAD	\$ 7,221,709,917
	NON HOMESTEAD	\$ 4,323,495,538
	TOTAL	\$ 11,545,205,455
		TAXABLE VALUE
		SCHOOL
	HOMESTEAD	\$ 7,314,204,584
	NON HOMESTEAD	\$ 4,325,101,192
	TOTAL	\$ 11,639,305,776

**GENERAL AND CAPITAL DEBT SERVICE FUNDS
COMBINED ANALYSIS OF TAX LEVY AND
BREAKDOWN OF HOMESTEAD AND NON HOMESTEAD LEVY
2023 - 2024 ADOPTED BUDGET**

<u>APPROPRIATIONS</u>	<u>CITY</u>	<u>BOARD OF EDUCATION</u>	<u>TOTAL</u>
GENERAL FUND	\$ 479,004,360	\$ 1,102,000,000	\$ 1,581,004,360
(1) CAPITAL DEBT SERVICE FUND	29,256,196	4,358,400	33,614,596
TOTAL	\$ 508,260,556	\$ 1,106,358,400	\$ 1,614,618,956
LESS: OTHER REVENUE, RESOURCES & INTERFUND TRANSFERS			
GENERAL FUND	\$ 418,094,950	\$ 1,035,534,145	\$ 1,453,629,095
(1) CAPITAL DEBT SERVICE FUND	2,088,364	1,497	2,089,861
TOTAL	\$ 420,183,314	\$ 1,035,535,642	\$ 1,455,718,956
EQUALS: TAX LEVY			
GENERAL FUND	\$ 60,909,410	\$ 66,465,855	\$ 127,375,265
CAPITAL DEBT SERVICE FUND	27,167,832	4,356,903	31,524,735
TOTAL TAX LEVY	\$ 88,077,242	\$ 70,822,758	\$ 158,900,000

HOMESTEAD SHARE OF TAX LEVY

49.05% OF TOTAL (2)

<u>TAX LEVY</u>	<u>CITY</u>	<u>BOARD OF EDUCATION</u>	<u>TOTAL</u>
GENERAL FUND	\$ 29,874,409	\$ 32,599,694	\$ 62,474,103
CAPITAL DEBT SERVICE FUND	13,325,083	2,136,942	15,462,025
TOTAL HOMESTEAD	\$ 43,199,492	\$ 34,736,636	\$ 77,936,128

NON-HOMESTEAD SHARE OF TAX LEVY

50.95% OF TOTAL (2)

<u>TAX LEVY</u>	<u>CITY</u>	<u>BOARD OF EDUCATION</u>	<u>TOTAL</u>
GENERAL FUND	\$ 31,035,001	\$ 33,866,161	\$ 64,901,162
CAPITAL DEBT SERVICE FUND	13,842,749	2,219,961	16,062,710
TOTAL NON HOMESTEAD	\$ 44,877,750	\$ 36,086,121	\$ 80,963,872

(1) Does not include self sustaining Enterprise Funds i.e., Water and Parking.

(2) The City of Buffalo has elected to utilize provisions of New York State law which provides for homestead and non-homestead property tax rates. The Department of Assessment has determined these rates based upon current New York State Assessment laws.

**GENERAL AND CAPITAL DEBT SERVICE FUNDS
 COMBINED ANALYSIS OF TAX RATE WITH BREAKDOWN
 HOMESTEAD AND NON HOMESTEAD SHARE OF TAX LEVY AND TAX RATE
 (PER \$1,000 OF ASSESSED VALUATION)
 2023 - 2024 ADOPTED BUDGET**

<u>GENERAL FUND</u>	<u>CITY TAX LEVY</u>	<u>CITY TAX RATE</u>	<u>BOARD OF EDUCATION TAX LEVY</u>	<u>EDUCATION TAX RATE</u>	<u>TOTAL TAX LEVY</u>	<u>TOTAL TAX RATE</u>
HOMESTEAD	\$ 29,874,409	\$ 4.14	\$ 32,599,694	\$ 4.46	\$ 62,474,103	\$ 8.59
NON HOMESTEAD	<u>31,035,001</u>	7.18	<u>33,866,161</u>	7.83	<u>64,901,162</u>	15.01
TOTAL	\$ 60,909,410		\$ 66,465,855		\$ 127,375,265	
<u>CAPITAL DEBT SERVICE FUND</u>						
HOMESTEAD	\$ 13,325,083	\$ 1.85	\$ 2,136,942	\$ 0.29	\$ 15,462,025	\$ 2.14
NON HOMESTEAD	<u>13,842,749</u>	3.20	<u>2,219,961</u>	0.51	<u>16,062,710</u>	3.72
TOTAL	\$ 27,167,832		\$ 4,356,903		\$ 31,524,735	
GRAND TOTAL - TAX LEVY	<u>\$ 88,077,242</u>		<u>\$ 70,822,758</u>		<u>\$ 158,900,000</u>	
<u>TOTAL TAX RATE</u>						
HOMESTEAD		\$ 5.98		\$ 4.75		\$ 10.73
NON HOMESTEAD		\$ 10.38		\$ 8.34		\$ 18.72

Note: Actual tax rates are extended to 6 decimal places, all figures above are rounded to the nearest cent

STATEMENT OF DEBT CONTRACTING POWER
July 1, 2023

	<u>Amount</u>	<u>Percent</u>
Average Full Valuation of Taxable Real Property and Special Franchises as Determined by the Last Completed Assessment Roll and the Four Preceding Rolls (per 23/24 adopted budget)	15,584,185,933 ¹	
Debt Contracting Limitation: Nine Percent of Average Full Valuation - Article VIII, Section 4, of the Constitution of the State of New York	1,402,576,734	100.0%
Gross Indebtedness:		
Borrowings:		
Serial Bonds	151,692,621	
Deficiency Notes	-	
Total Gross Debt	151,692,621	
Exclusions:		
Exempt Debt:		
Water Supply Bonds	-	
Solid Waste	-	
Parking Facilities Bonds	4,467,823	
Reserve to Pay Non-Exempt Debt	1,199,725	
Approp.in Current Budget to Pay Non-Exempt Debt		
Maturing during Remainder of FY	26,553,271	
Total Exclusions	32,220,819	
Net Indebtedness	119,471,802	8.5%
Debt-Contracting Margin	1,283,104,932	91.5%
Authorized But Unissued Non-Exempt Debt	15,027,489	1.1%
Effective Borrowing Capacity	1,268,077,443	90.4%

Source: City of Buffalo, Division of Cash & Debt Management

1- Department of Administration & Finance, Div. Of Budget

STATEMENT OF LONG AND SHORT TERM DEBT

7/1/23

LONG TERM DEBT

<u>Serial Bonds</u>	
* General Improvement- City	141,099,798
Parking Fund	4,467,823
Board Of Education	6,395,000
Water Supply	<u>-</u>
TOTAL LONG-TERM DEBT	151,962,621

SHORT TERM DEBT

Bond Anticipation Notes	-
Capital Notes	-
Deficit Notes	-
Tax Anticipation Notes	-
Revenue Anticipation Notes	-
TOTAL SHORT-TERM DEBT	<u>-</u>
<u>Total Long & Short Term Debt</u>	<u>151,962,621</u>

Source: City of Buffalo, Division of Cash & Debt Management

CONDITION OF TREASURY
2023-2024

	estimated bal. as of 6/30/2023	estimated bal. as of 6/30/2024
1000 * GENERAL FUND	360,000,000	350,000,000
3000 CAPITAL PROJECTS FUND	110,000,000	120,000,000
6000 INTERNAL SERVICE FUND	92,000	92,000
5300 ENTERPRISE FUND- WATER	19,000,000	20,000,000
5200 ENTERPRISE FUND- SOLID WASTE	100,000	100,000
5100 ENTERPRISE FUND- PARKING	5,300,000	5,400,000
7000 TRUST & AGENCY FUND	1,900,000	1,900,000
2000 SPECIAL REVENUE FUND	9,500,000	9,500,000
4000 CAPITAL DEBT SERVICE FUND	3,000,000	3,000,000
TOTAL (memorandum only)	508,892,000	509,992,000

* Includes \$3.8 Million of Board Stabilization Reserve Fund

Source: City of Buffalo, Division of Cash & Debt Management

**STATEMENT OF REAL PROPERTY TAX LEVYING LIMITATION
FOR THE FISCAL YEAR ENDING JUNE 30, 2024
2023 - 2024 ADOPTED BUDGET**

FISCAL YEAR	TAXABLE ASSESSED VALUATION	SPECIAL STATE EQUALIZATION RATIOS	FULL VALUE
2019-2020	6,661,426,846	0.4937	13,492,863,776
2020-2021	11,818,651,877	0.8601	13,741,020,669
2021-2022	11,728,446,507	0.7561	15,511,766,310
2022-2023	11,617,074,959	0.6895	16,848,549,614
2023-2024	11,639,305,776	0.6351	18,326,729,296
TOTAL FIVE YEAR FULL VALUE			\$77,920,929,665
			÷ 5
Average Full Valuation of Taxable Real Property and Special Franchises as determined by the last completed assessment roll and the four preceding rolls.			\$15,584,185,933
Real Property Tax Levying Limitations: Two percent of Average Full Valuation - Article VIII, Section 10, of the Constitution of the State of New York.			2.0%
			\$311,683,719
Exclusions Added Thereto:			
Appropriations:			
Net Capital Debt Service (1)	\$31,274,735		
Reserve for Capital Improvements			
Down Payment of Capital Projects			
Capital Project Account Reserve	1,400,000		
Objects or purposes for which a period of probable usefulness is provided by Section 11.00 of the Local Finance Law of the State of New York	11,421,201		
Total Exclusions			\$44,095,936
Maximum Constitutional Taxing Power			355,779,655
Real Property Tax Levy for 2023-2024			158,900,000
Tax Levying Margin			\$196,879,655
(1)	Gross Debt Service:		33,364,596
	Less: Tax and Revenue Anticipation	-	
	Resources Applied to Debt	2,089,861	
			2,089,861
Net Capital Debt Service			31,274,735



NYS BOARD OF REAL PROPERTY SERVICES
LOCAL GOVERNMENT EXEMPTION IMPACT REPORT
 (for local use only – not to be filed with NYS Board of Real Property Services)

RP-495 (9/08)

Date: March 31, 2023

Taxing Jurisdiction: Buffalo

Fiscal Year Beginning: July 1, 2023

Total equalized value in taxing jurisdiction: 24,105,123,746

Exemption Code (Column A)	Exemption Description (Column B)	Statutory Authority (Column C)	Number of Exemptions (Column D)	Total Value	Equalized (Column E)	Percentage of Value Exempted (Column F)
12100	NYS - GENERALLY	RPTL 404(1)	124		819,023,439	3.398%
12350	PUBLIC AUTHORITY - STATE	RPTL 412	27		229,423,714	0.952%
12370	STATE AUTHORITIES SPECIFIED	RPTL 412	63		365,543,571	1.516%
13100	CO - GENERALLY	RPTL 406(1)	60		244,059,756	1.012%
13350	CITY - GENERALLY	RPTL 406(1)	7,857		978,396,997	4.059%
13800	SCHOOL DISTRICT	RPTL 408	69		311,355,000	1.292%
13860	CHARTER SCHOOL INCORPORATED	ED L 2853	2		1,957,143	0.008%
13970	REGIONAL OTB CORPORATION	RACING L 513	1		7,857	0.000%
14100	USA - GENERALLY	RPTL 400(1)	19		231,090,000	0.959%
14300	INDIAN RESERVATION	RPTL 454	10		7,816,143	0.032%
18020	MUNICIPAL INDUSTRIAL DEV AGENCY	RPTL 412-a	31		403,302,414	1.673%
18040	URBAN REN: OWNER-MUNICIPALITY	GEN MUNY 506	51		196,092,143	0.813%
18080	MUN HSNL AUTH-FEDERAL/MUN AID	PUB HSNL L 52(3) & (5)	50		212,761,714	0.883%
18130	UDC OWNED HOUSING PROJECT	MC K UCON L 6272	4		7,435,714	0.031%
18180	UDC OWNED NON-HOUSING PROJECT	MC K UCON L 6272	5		33,760,714	0.140%
21600	RES OF CLERGY-RELIG CORP OWN	RPTL 462	21		7,300,000	0.030%
25110	NONPROF CORP - RELIG(CONST PROJ)	PRTL 420-a	763		252,808,573	1.049%
25120	NONPROF CORP - EDUCL(CONST PR	RPTL 420-a	260		503,440,143	2.089%
25130	NONPROF CORP - CHAR (CONST PRO	RPTL 420-a	656		554,080,430	2.299%
25210	NONPROF CORP - HOSPITAL	RPTL 420-a	48		695,943,714	2.887%
25230	NONPROF CORP - MORAL/MENTAL IM	RPTL 420-a	15		18,326,571	0.076%
25900	LAND BANKS	NPCL 1608	15		1,361,143	0.006%
26100	VETERANS ORGANIZATION	RPTL 452	9		4,324,571	0.018%
27250	RAILROAD PROP OWNED BY AMTRAK	45 U S C 546b	1		292,857	0.001%
27350	PRIVATELY OWNED CEMETERY LAND	RPTL 446	7		14,082,429	0.058%
28110	NOT-FOR-PROFIT HOUSING COMPANY	RPTL 422	19		59,775,714	0.248%
28120	NOT-FOR-PROFIT HOUSING COMPANY	RPTL 422	3		11,478,571	0.048%
38260	MUN HSNL AUTH-NYS AIDED	PUB HSNL L 52(4) & (5)	2		10,996,143	0.046%
41101	VETS EX BASED ON ELIGIBLE FUNDS	RPTL 458(1)	24		45,024	0.000%
41111	VET PRO RATA: FULL VALUE ASSMT	RPTL 458(5)	389		20,777,530	0.086%
41123	ALT VET EX-WAR PERIOD-NON-COM	RPTL 458-a	1,761		38,533,754	0.160%
41133	ALT VET EX-WAR PERIOD-COMBAT	RPTL 458-a	1,227		47,634,301	0.198%
41143	ALT VET EX-WAR PERIOD-DISABILITY	RPTL 458-a	647		35,138,510	0.146%
41161	COLD WAR VETERANS (15%)	RPTL 458-b	276		3,351,364	0.014%
41171	COLD WAR VETERANS (DISABLED)	RPTL 458-b	46		1,368,143	0.006%
41400	CLERGY	RPTL 460	35		75,000	0.000%
41806	PERSONS AGE 65 OR OVER	RPTL 467	3,681		199,509,479	0.828%
41836	ENHANCED STAR	RPTL 425	6,153		318,550,883	1.322%
41856	BASIC STAR 1999-2000	RPTL 425	17,963		407,728,471	1.691%
41933	DISABILITIES AND LIMITED INCOME	RPTL 459C	4		347,143	0.001%
41936	DISABILITIES AND LIMITED INCOME	RPTL 459-c	419		21,231,257	0.088%
41960	HISTORIC PROPERTY	RPTL 444-a	13		3,351,674	0.014%
41980	LOW OR MODERATE INCOME HOUSING	RPTL 421-e	184		346,797,469	1.439%
44216	HOME IMPROVEMENTS	RPTL 421-f	4		170,380	0.001%
44513	SENIOR LONG RESIDENCY	RPTL 467k	21		1,899,571	0.008%
47200	RAILROAD - PARTIALLY EXEMPT	RPTL 489-d & dd	69		28,687,080	0.119%
47596	MIXED-USE PROPERTIES IN CERTAIN	RPTL 485-a	135		619,352,557	2.569%
47610	BUSINESS INVESTMENT PROPERTY	RPTL 485-b	83		20,312,336	0.084%
47900	FAIR POLLUTION CONTROL FACILIT	RPTL 477-a	1		510,553	0.002%
48650	LTD PROF HOUSING CO	P H F I L 33, 556, 654-a	3		15,897,040	0.066%
48660	HOUSING DEVELOPMENT FUND CO	P H F I L 577, 654-a	8		26,545,237	0.110%
48670	REDEVELOPMENT HOUSING CO	P H F I L 125 & 127	13		2,915,714	0.012%
49530	INDUSTRIAL WASTE TREATMENT FA	RPTL 477	2		992,656	0.004%
Totals			43,353		\$8,337,960,304	34.590%

The exempt amounts do not take into consideration any payments for municipal services.

Amount, if any, attributed to payments in lieu of taxes: \$ 5,444,400.82
 (details contained on RP-495-PILOT)



LOCAL GOVERNMENT EXEMPTION IMPACT REPORT
(for local use only – not to be filed with NYS Board of Real Property Services)

Date: March 28, 2023

Taxing Jurisdiction: Buffalo

Fiscal Year Beginning: July 1, 2023

Total equalized value in taxing jurisdiction: **24,105,123,746**

Exemption Code (Column A)	Exemption Description (Column B)	Statutory Authority (Column C)	Number of Exemptions (Column D)	Payments in Lieu of Taxes (PILOTs) (Column E)
13100	County Owned	RPTL 406(6)	1	\$109,016.25
18020	Municipal Indust Dev Agency	RPTL 412-e	28	\$3,666,010.25
18080	Municipal Hsng AuthFederal/Mun Aid	PUB HSNG L 52(3) &(5)	1	\$37,143.98
28110	UDC HS Dev	RPTL 422	1	\$21,790.00
41980	Low or Moderate Income Housing	RPTL 421-e	154	\$1,370,357.37
48650	LTD Prof Housing Co	PHFI L 33, 556 654-a	2	\$67,892.02
48660	Housing Development Fund Co	P H FI Law 577, 654-a	5	\$127,201.19
48670	Redevelopment Housing Co	P H FI Law 125 & 127	1	\$44,989.76
Totals			193	\$5,444,400.82