

**CITY OF BUFFALO COMBINED SUMMARY STATEMENT  
2018 - 2019 ADOPTED BUDGET**

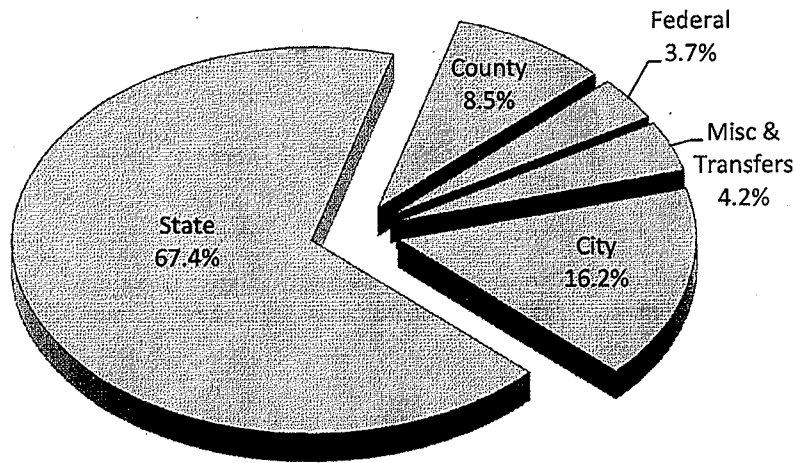
	CITY GENERAL FUND	BOARD OF EDUCATION GENERAL FUND	CITY ENTERPRISE FUNDS	BOARD OF EDUCATION SPECIAL PROJECT FUNDS	CAPITAL DEBT SERVICE FUND	TOTAL
<b>TOTAL REVENUES, RESOURCES AND INTERFUND TRANSFERS</b>						
<b>REVENUES AND RESOURCES:</b>						
City	\$ 198,683,982	\$ 10,429,505	\$ 35,504,389	\$ -	\$ 3,849,981	\$ 248,467,858
County	84,479,000	44,642,049	-	1,296,213	-	130,417,262
State	202,406,083	764,653,886	-	63,989,906	-	1,031,049,875
Federal	4,048,099	2,600,000	-	49,385,886	-	56,033,985
Other	8,589,702	33,681,307	14,000,252	1,839,459	-	58,110,720
<b>TOTAL REVENUES AND RESOURCES</b>	<b>\$ 498,206,866</b>	<b>\$ 856,006,747</b>	<b>\$ 49,504,641</b>	<b>\$ 116,511,464</b>	<b>\$ 3,849,981</b>	<b>\$ 1,524,079,700</b>
<b>INTERFUND TRANSFERS:</b>						
General Fund - City	\$ -	\$ 70,822,758	\$ (8,473,078)	\$ -	\$ 27,907,561	\$ 90,257,241
General Fund - Board of Education	(70,822,758)	-	-	-	0	(70,822,758)
Board of Education	-	-	-	-	10,429,505	10,429,505
Water Board	6,902,931	-	-	-	0	6,902,931
Enterprise Fund - Parking	7,800,000	-	-	-	1,584,890	9,384,890
Capital Projects	(400,000)	-	-	-	-	(400,000)
Enterprise Fund - Refuse & Recycling	673,078	-	-	-	-	673,078
Capital Debt Service Fund	(27,907,561)	(10,429,505)	(1,825,220)	-	-	(40,162,286)
<b>TOTAL INTERFUND TRANSFERS</b>	<b>\$ (83,754,310)</b>	<b>\$ 60,393,253</b>	<b>\$ (10,298,298)</b>	<b>\$ -</b>	<b>\$ 39,921,956</b>	<b>\$ 6,262,601</b>
<b>TOTAL REVENUES, RESOURCES AND INTERFUND TRANSFERS</b>	<b>\$ 414,452,555</b>	<b>\$ 916,400,000</b>	<b>\$ 39,206,343</b>	<b>\$ 116,511,464</b>	<b>\$ 43,771,937</b>	<b>\$ 1,530,342,300</b>
<b>APPROPRIATIONS:</b>						
<b>OPERATION AND MAINTENANCE:</b>						
Departmental	\$ 232,328,602	\$ -	\$ 25,423,565	\$ -	\$ -	\$ 257,752,167
Fringe Benefits	154,128,665	-	13,291,315	-	-	167,419,981
General Charges	23,820,048	-	154,001	-	-	23,974,049
Education	-	908,643,598	-	116,511,464	-	1,025,155,062
<b>TOTAL OPERATION AND MAINTENANCE</b>	<b>\$ 410,277,316</b>	<b>\$ 908,643,598</b>	<b>\$ 38,868,881</b>	<b>\$ 116,511,464</b>	<b>\$ -</b>	<b>\$ 1,474,301,259</b>
<b>EXEMPT ITEMS:</b>						
Long Term Principal & Interest - City	\$ -	\$ -	\$ -	\$ -	\$ 31,515,873	\$ 31,515,873
Long Term Principal & Interest - Board of Educati	-	-	-	-	10,430,844	10,430,844
Long Term Principal & Interest - Water	-	-	-	-	-	-
Long Term Principal & Interest - Parking	-	-	-	-	1,825,220	1,825,220
Long Term Principal & Interest - Stadium	-	-	-	-	-	-
Long Term Principal & Interest - Refuse	-	-	-	-	-	-
Other Exempt Items	4,175,239	7,756,402	337,462	-	-	12,269,103
<b>TOTAL EXEMPT ITEMS</b>	<b>\$ 4,175,239</b>	<b>\$ 7,756,402</b>	<b>\$ 337,462</b>	<b>\$ -</b>	<b>\$ 43,771,937</b>	<b>\$ 56,041,040</b>
<b>TOTAL APPROPRIATIONS</b>	<b>\$ 414,452,555</b>	<b>\$ 916,400,000</b>	<b>\$ 39,206,343</b>	<b>\$ 116,511,464</b>	<b>\$ 43,771,937</b>	<b>\$ 1,530,342,300</b>

**CITY OF BUFFALO ENTERPRISE FUND  
COMBINED SUMMARY STATEMENT DETAIL  
2018 - 2019 ADOPTED BUDGET**

<b>REVENUES, RESOURCES AND INTERFUND TRANSFERS</b>	<b>DIVISION OF WATER</b>	<b>REFUSE &amp; RECYCLING</b>	<b>PARKING</b>	<b>TOTAL</b>
<b><u>REVENUES AND RESOURCES:</u></b>				
City	-	25,379,169	10,125,220	35,504,389
Other (Buffalo Water Board)	14,000,252	-	-	14,000,252
<b><u>TRANSFERS IN:</u></b>				
Transfer in	-	-	-	-
<b>TOTAL REVENUES, RESOURCES AND TRANSFERS IN</b>	<b>14,000,252</b>	<b>25,379,169</b>	<b>10,125,220</b>	<b>49,504,641</b>
<b><u>TRANSFERS OUT:</u></b>				
General Fund - City	-	(673,078)	(7,800,000)	(8,473,078)
Capital Debt Service Fund	-	-	(1,825,220)	(1,825,220)
<b>TOTAL TRANSFERS OUT</b>	<b>-</b>	<b>(673,078)</b>	<b>(9,625,220)</b>	<b>(10,298,298)</b>
 <b>TOTAL REVENUES, RESOURCES AND INTERFUND TRANSFERS</b>	 <b><u>14,000,252</u></b>	 <b><u>24,706,091</u></b>	 <b><u>500,000</u></b>	 <b><u>39,206,343</u></b>
 <b>APPROPRIATIONS</b>				
<b><u>OPERATION AND MAINTENANCE:</u></b>				
Departmental	8,265,855.00	17,046,591	111,119	25,423,565
Fringe Benefits	5,733,647	7,512,500	45,168	13,291,315
General Charges	750	147,000	6,251	154,001
<b>TOTAL OPERATION AND MAINTENANCE</b>	<b>14,000,252</b>	<b>24,706,091</b>	<b>162,538</b>	<b>38,868,881</b>
 <b>TOTAL EXEMPT ITEMS</b>	 <b>-</b>	 <b>-</b>	 <b>337,462</b>	 <b>337,462</b>
 <b>TOTAL APPROPRIATIONS</b>	 <b><u>14,000,252</u></b>	 <b><u>24,706,091</u></b>	 <b><u>500,000</u></b>	 <b><u>39,206,343</u></b>

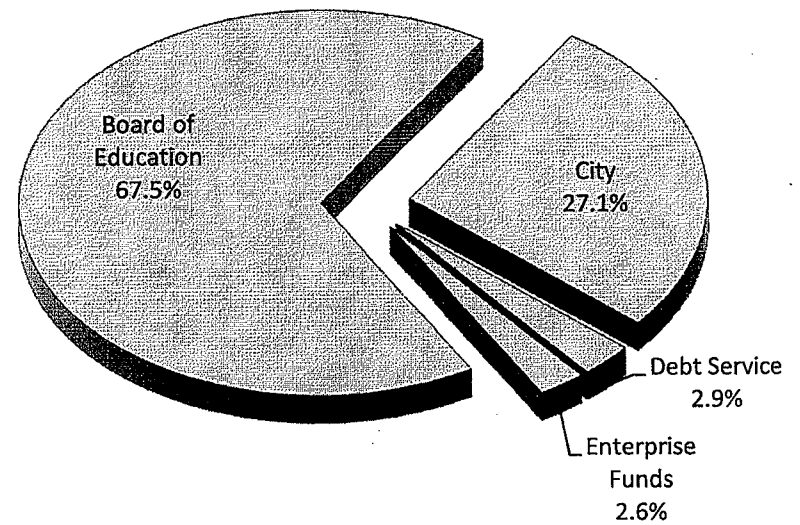
**City of Buffalo & Board of Education  
2018 - 2019 Adopted Budget  
Combined Revenues, Resources, Transfers and Appropriations**

**Revenues, Resources and Transfers**



City	\$ 248,467,858
State	\$ 1,031,049,875
County	\$ 130,417,262
Federal	\$ 56,033,985
Misc & Transfers	\$ 64,373,321
<b>Total</b>	<b>\$ 1,530,342,300</b>

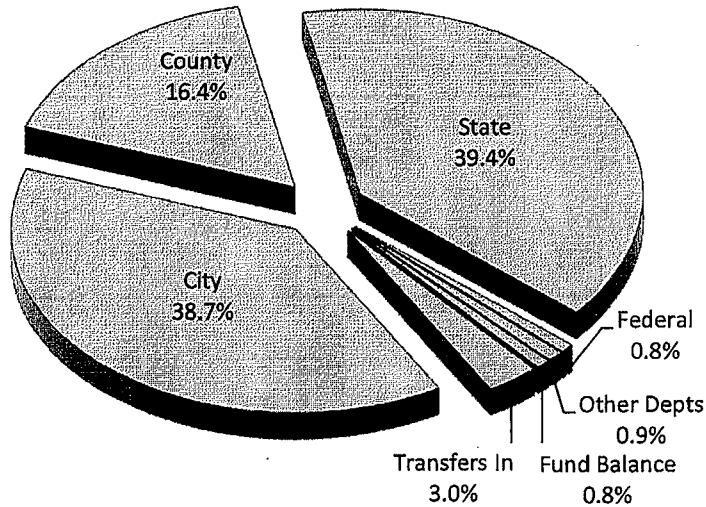
**Appropriations**



Board of Education	\$ 1,032,911,464
City	\$ 414,452,555
Debt Service	\$ 43,771,937
Enterprise Funds	\$ 39,206,343
<b>Total</b>	<b>\$ 1,530,342,300</b>

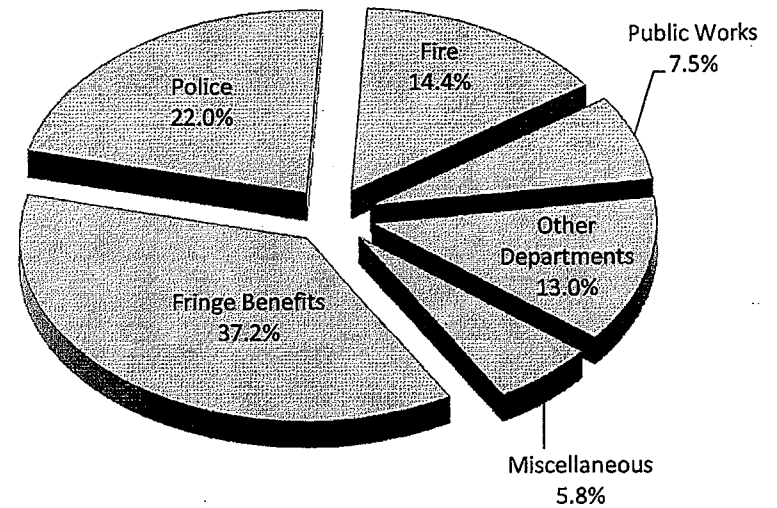
**City of Buffalo  
2018 - 2019 Adopted Budget  
General Fund**

**Revenues & Resources**



City	\$	198,683,982
County	\$	84,479,000
State	\$	202,406,083
Federal	\$	4,048,099
Other Depts	\$	4,604,062
Fund Balance	\$	3,985,640
Transfers In	\$	15,376,008
Transfers Out	\$	(99,130,319)
	\$	414,452,555

**Appropriations**



Fringe Benefits	\$	154,128,665
Police	\$	91,355,867
Fire	\$	59,710,170
Public Works	\$	31,213,249
Other Departments	\$	53,824,556
Miscellaneous	\$	24,220,048
	\$	414,452,555

**GENERAL FUND - CITY  
SUMMARY STATEMENT  
2018 - 2019 ADOPTED BUDGET**

	2015-2016 ADOPTED BUDGET	2016-2017 ADOPTED BUDGET	2017-2018 ADOPTED BUDGET	2018-2019 RECOMMENDED BUDGET
<b><u>REVENUES &amp; RESOURCES</u></b>				
CITY	\$ 181,983,304	\$ 186,263,922	\$ 184,403,643	\$ 198,683,982
COUNTY	84,545,728	82,825,900	84,525,250	84,479,000
STATE	191,848,869	192,482,075	194,473,623	202,406,083
FEDERAL	2,180,118	3,911,000	3,178,000	4,048,099
OTHER	4,516,916	4,647,480	4,711,177	4,604,062
FUND BALANCE / RESOURCE	15,000,000	10,676,292	12,187,075	3,985,640
<b>TOTAL REVENUES AND RESOURCES</b>	<b>\$ 480,074,935</b>	<b>\$ 480,806,669</b>	<b>\$ 483,478,768</b>	<b>\$ 498,206,866</b>
<b><u>INTERFUND TRANSFERS</u></b>				
TRANSFERS IN	13,136,088	13,134,239	16,178,708	15,376,008
<b>TOTAL REVENUES, RESOURCES &amp; TRANSFERS IN</b>	<b>\$ 493,211,023</b>	<b>\$ 493,940,908</b>	<b>\$ 499,657,476</b>	<b>\$ 513,582,874</b>
TRANSFERS OUT	(98,689,375)	(98,178,812)	(99,258,118)	(99,130,319)
<b>TOTAL REVENUES, RESOURCES AND INTERFUND TRANSFERS</b>	<b>\$ 394,521,648</b>	<b>\$ 395,762,096</b>	<b>\$ 400,399,358</b>	<b>\$ 414,452,555</b>
<b><u>APPROPRIATIONS</u></b>				
<b>OPERATIONS AND MAINTENANCE:</b>				
DEPARTMENTAL	\$ 215,257,545	\$ 226,487,672	\$ 225,739,685	\$ 232,328,602
FRINGE BENEFITS	151,223,959	140,890,189	147,671,258	154,128,665
GENERAL CHARGES	22,523,500	22,901,816	21,848,500	23,820,048
<b>TOTAL OPERATIONS AND MAINTENANCE</b>	<b>\$ 389,005,004</b>	<b>\$ 390,279,677</b>	<b>\$ 395,259,443</b>	<b>\$ 410,277,316</b>
EXEMPT ITEMS	5,516,644	5,482,419	5,139,915	4,175,239
<b>TOTAL APPROPRIATIONS</b>	<b>\$ 394,521,648</b>	<b>\$ 395,762,096</b>	<b>\$ 400,399,358</b>	<b>\$ 414,452,555</b>

**STATEMENT OF TAX RATES AND ASSESSED VALUATION  
2018 - 2019 ADOPTED BUDGET**

**HOMESTEAD TAX RATES**

	<u>CITY</u>	<u>BOARD OF EDUCATION</u>	<u>TOTAL</u>
GENERAL FUND	\$ 5.97	\$ 7.62	\$ 13.59
CAPITAL DEBT SERVICE FUND	3.58	1.32	4.89
<b>TOTAL</b>	<b>\$ 9.55</b>	<b>\$ 8.93</b>	<b>\$ 18.49</b>

**NON HOMESTEAD TAX RATES**

	<u>CITY</u>	<u>BOARD OF EDUCATION</u>	<u>TOTAL</u>
GENERAL FUND	\$ 9.05	\$ 11.73	\$ 20.77
CAPITAL DEBT SERVICE FUND	5.42	2.02	7.45
<b>TOTAL</b>	<b>\$ 14.47</b>	<b>\$ 13.75</b>	<b>\$ 28.22</b>

**ASSESSED VALUATION**

TOTAL ASSESSED REAL ESTATE	\$ 10,305,752,786
<i>PLUS:</i> SPECIAL FRANCHISE ASSESSMENTS	329,173,554
TOTAL ASSESSED VALUATION	<u>\$ 10,634,926,340</u>
<i>LESS:</i> NON TAXABLE REAL ESTATE	3,957,238,119
RAILROAD EXEMPTION	80,632,428
TAX BASE FOR GENERAL CITY PURPOSES	\$ 6,597,055,793
<i>PLUS:</i> VETERANS' AND SENIOR CITIZENS EXEMPTIONS SUBJECT TO SCHOOL TAX	71,479,569
TAX BASE FOR GENERAL SCHOOL PURPOSES	<u><u>\$ 6,668,535,362</u></u>

	<u>TAXABLE VALUE CITY</u>	<u>TAXABLE VALUE SCHOOL</u>
HOMESTEAD	\$ 4,262,336,895	\$ 4,332,987,874
NON HOMESTEAD	2,334,718,898	2,335,547,488
<b>TOTAL</b>	<u><u>\$ 6,597,055,793</u></u>	<u><u>\$ 6,668,535,362</u></u>

**GENERAL AND CAPITAL DEBT SERVICE FUNDS  
COMBINED ANALYSIS OF TAX LEVY AND  
BREAKDOWN OF HOMESTEAD AND NON HOMESTEAD LEVY  
2018 - 2019 ADOPTED BUDGET**

<u>APPROPRIATIONS</u>	<u>CITY</u>	<u>BOARD OF EDUCATION</u>	<u>TOTAL</u>
GENERAL FUND	\$ 414,852,555	\$ 916,400,000	\$ 1,331,252,555
(1) CAPITAL DEBT SERVICE FUND	31,515,873	10,430,844	41,946,717
<b>TOTAL</b>	<b>\$ 446,368,428</b>	<b>\$ 926,830,844</b>	<b>\$ 1,373,199,272</b>
<b>LESS: OTHER REVENUE, RESOURCES &amp; INTERFUND TRANSFERS</b>			
GENERAL FUND	\$ 368,262,874	\$ 856,006,747	\$ 1,224,269,621
(1) CAPITAL DEBT SERVICE FUND	3,608,312	1,339	3,609,651
<b>TOTAL</b>	<b>\$ 371,871,186</b>	<b>\$ 856,008,086</b>	<b>\$ 1,227,879,272</b>
<b>EQUALS: TAX LEVY</b>			
GENERAL FUND	\$ 46,589,681	\$ 60,393,253	\$ 106,982,934
CAPITAL DEBT SERVICE FUND	27,907,561	10,429,505	38,337,066
<b>TOTAL TAX LEVY</b>	<b>\$ 74,497,242</b>	<b>\$ 70,822,758</b>	<b>\$ 145,320,000</b>

HOMESTEAD SHARE OF TAX LEVY

54.66% OF TOTAL (2)

<u>TAX LEVY</u>	<u>CITY</u>	<u>BOARD OF EDUCATION</u>	<u>TOTAL</u>
GENERAL FUND	\$ 25,463,599	\$ 33,007,945	\$ 58,471,544
CAPITAL DEBT SERVICE FUND	15,252,883	5,700,248	20,953,131
<b>TOTAL HOMESTEAD</b>	<b>\$ 40,716,483</b>	<b>\$ 38,708,193</b>	<b>\$ 79,424,675</b>

NON-HOMESTEAD SHARE OF TAX LEVY

45.34% OF TOTAL (2)

<u>TAX LEVY</u>	<u>CITY</u>	<u>BOARD OF EDUCATION</u>	<u>TOTAL</u>
GENERAL FUND	\$ 21,126,082	\$ 27,385,308	\$ 48,511,390
CAPITAL DEBT SERVICE FUND	12,654,678	4,729,257	17,383,935
<b>TOTAL NON HOMESTEAD</b>	<b>\$ 33,780,759</b>	<b>\$ 32,114,565</b>	<b>\$ 65,895,325</b>

(1) Does not include self sustaining Enterprise Funds i.e., Water and Parking.

(2) The City of Buffalo has elected to utilize provisions of New York State law which provides for homestead and non-homestead property tax rates. The Department of Assessment has determined these rates based upon current New York State Assessment laws.

**GENERAL AND CAPITAL DEBT SERVICE FUNDS  
 COMBINED ANALYSIS OF TAX RATE WITH BREAKDOWN  
 HOMESTEAD AND NON HOMESTEAD SHARE OF TAX LEVY AND TAX RATE  
 (PER \$1,000 OF ASSESSED VALUATION)  
 2018 - 2019 ADOPTED BUDGET**

<u>GENERAL FUND</u>	<u>CITY TAX LEVY</u>	<u>CITY TAX RATE</u>	<u>BOARD OF EDUCATION TAX LEVY</u>	<u>EDUCATION TAX RATE</u>	<u>TOTAL TAX LEVY</u>	<u>TOTAL TAX RATE</u>
HOMESTEAD	\$ 25,463,599	\$ 5.97	\$ 33,007,945	\$ 7.62	\$ 58,471,544	\$ 13.59
NON HOMESTEAD	<u>21,126,082</u>	9.05	<u>27,385,308</u>	11.73	<u>48,511,390</u>	20.77
TOTAL	\$ 46,589,681		\$ 60,393,253		\$ 106,982,934	
 <u>CAPITAL DEBT SERVICE FUND</u>						
HOMESTEAD	\$ 15,252,883	\$ 3.58	\$ 5,700,248	\$ 1.32	\$ 20,953,131	\$ 4.89
NON HOMESTEAD	<u>12,654,678</u>	5.42	<u>4,729,257</u>	2.02	<u>17,383,935</u>	7.45
TOTAL	\$ 27,907,561		\$ 10,429,505		\$ 38,337,066	
<b>GRAND TOTAL - TAX LEVY</b>	<b><u>\$ 74,497,242</u></b>		<b><u>\$ 70,822,758</u></b>		<b><u>\$ 145,320,000</u></b>	
 <u>TOTAL TAX RATE</u>						
HOMESTEAD		\$ 9.55		\$ 8.93	<b>\$ 18.49</b>	
NON HOMESTEAD		\$ 14.47		\$ 13.75	<b>\$ 28.22</b>	

Note: Actual tax rates are extended to 6 decimal places, all figures above are rounded to the nearest cent



# STATEMENT OF LONG AND SHORT TERM DEBT

7/1/2018

## LONG TERM DEBT

### Serial Bonds

* General Improvement- City	170,518,211
Parking Fund	10,055,516
Board Of Education	44,962,000
Water Supply	-

TOTAL LONG-TERM DEBT 225,535,727

## SHORT TERM DEBT

+ Bond Anticipation Notes	-
Capital Notes	-
Budget Notes	-
Tax Anticipation Notes	-
Revenue Anticipation Notes	-

TOTAL SHORT-TERM DEBT -

Total Long & Short Term Debt 225,535,727

Source: City of Buffalo, Division of Cash & Debt Management

**STATEMENT OF DEBT CONTRACTING POWER**

July 1, 2018

	<u>Amount</u>	<u>Percent</u>
<b>Average Full Valuation of Taxable Real Property and Special Franchises as Determined by the Last Completed Assessment Roll and the Four Preceding Rolls (per 18/19 recommended budget)</b>	<u>8,405,747,966</u>	
<b>Debt Contracting Limitation: Nine Percent of Average Full Valuation - Article VIII, Section 4, of the Constitution of the State of New York</b>	756,517,317	100.0%
<b>Gross Indebtedness:</b>		
<b>Borrowings:</b>		
Serial Bonds	225,535,727	
Bond Anticipation Note		
<b>Total Gross Debt</b>	<u>225,535,727</u>	
<b>Exclusions:</b>		
<b>Exempt Debt:</b>		
Water Supply Bonds	-	
Solid Waste	-	
Parking Facilities Bonds	10,055,516	
Reserve to Pay Non-Exempt Debt	3,265,692	
Approp.in Current Budget to Pay Non-Exempt Debt		
Maturing during Remainder of FY	<u>32,607,368</u>	
<b>Total Exclusions</b>	<u>45,928,576</u>	
<b>Net Indebtedness</b>	<u>179,607,151</u>	<u>23.7%</u>
<b>Debt-Contracting Margin</b>	<u>576,910,166</u>	<u>76.3%</u>
<b>Authorized But Unissued Non-Exempt Debt</b>	<u>10,670,335</u>	<u>1.4%</u>
<b>Effective Borrowing Capacity</b>	<u>566,239,831</u>	<u>74.8%</u>

Source: City of Buffalo, Division of Cash & Debt Management

**CONDITION OF TREASURY**  
2018-2019

		estimated bal. as of 6/30/2018	estimated bal. as of 6/30/2019
1000	* GENERAL FUND	223,000,000	190,000,000
3000	CAPITAL PROJECTS FUND	60,000,000	60,000,000
6000	INTERNAL SERVICE FUND	70,000	70,000
5300	ENTERPRISE FUND- WATER	24,000,000	22,000,000
5200	ENTERPRISE FUND- SOLID WASTE	500,000	500,000
5100	ENTERPRISE FUND- PARKING	1,000,000	1,000,000
7000	TRUST & AGENCY FUND	1,800,000	1,800,000
2000	SPECIAL REVENUE FUND	6,500,000	6,500,000
4000	CAPITAL DEBT SERVICE FUND	9,000,000	10,000,000
	<b>TOTAL (memorandum only)</b>	<b>325,870,000</b>	<b>291,870,000</b>

\* Includes \$3.8 Million of Board Stabilization Reserve Fund

Source: City of Buffalo, Division of Cash & Debt Management

**STATEMENT OF REAL PROPERTY TAX LEVYING LIMITATION  
FOR THE FISCAL YEAR ENDING JUNE 30, 2019  
2018 - 2019 ADOPTED BUDGET**

FISCAL YEAR	TAXABLE ASSESSED VALUATION	SPECIAL STATE EQUALIZATION RATIOS	FULL VALUE
2014-2015	6,516,347,518	0.8706	7,484,892,623
2015-2016	6,556,659,039	0.7996	8,199,923,761
2016-2017	6,651,948,241	0.7121	9,341,311,952
2017-2018	6,676,563,860	0.6910	9,662,176,353
2018-2019	6,668,535,362	0.6724	9,917,512,436
TOTAL FIVE YEAR FULL VALUE			\$44,605,817,125
			+ 5
Average Full Valuation of Taxable Real Property and Special Franchises as determined by the last completed assessment roll and the four preceding rolls.			\$8,921,163,425
Real Property Tax Levying Limitations: Two percent of Average Full Valuation - Article VIII, Section 10, of the Constitution of the State of New York.			2.0%
			\$178,423,269
Exclusions Added Thereto:			
Appropriations:			
Net Capital Debt Service (1)		\$38,087,066	
Reserve for Capital Improvements			
Down Payment of Capital Projects			
Capital Project Account Reserve		400,000	
Objects or purposes for which a period of probable usefulness is provided by Section 11.00 of the Local Finance Law of the State of New York		7,576,896	
Total Exclusions			\$46,063,962
Maximum Constitutional Taxing Power			224,487,231
Real Property Tax Levy for 2018-2019			145,320,000
Tax Levying Margin			\$79,167,231
(1)	Gross Debt Service:		41,696,717
	Less: Tax and Revenue Anticipation Resources Applied to Debt		
		3,609,651	
Net Capital Debt Service			38,087,066



**NYS BOARD OF REAL PROPERTY SERVICES**  
**LOCAL GOVERNMENT EXEMPTION IMPACT REPORT**  
 (for local use only -- not to be filed with NYS Board of Real Property Services)

Date: April 30, 2018

Taxing Jurisdiction: Buffalo

Fiscal Year Beginning: July 1, 2018

Total equalized value in taxing jurisdiction: \$ 15,639,597,559

Exemption Code	Exemption Description	Statutory Authority	Number of Exemptions	Total Equalized Value	Percentage of Value Exempted
12100	NYS - GENERALLY	RPTL 404(1)	119	332,873,363	2.13%
12350	PUBLIC AUTHORITY - STATE	RPTL 412	27	193,785,882	1.24%
12370	STATE AUTHORITIES SPECIFIED	RPTL 412	61	234,836,000	1.50%
13100	CO - GENERALLY	RPTL 406(1)	63	291,186,219	1.86%
13350	CITY - GENERALLY	RPTL 406(1)	8,128	709,048,075	4.53%
13800	SCHOOL DISTRICT	RPTL 408	71	239,302,206	1.53%
13860	CHARTER SCHOOL INCORPORATED	ED L 2853	2	1,617,647	0.01%
13970	REGIONAL OTB CORPORATION	RACING L 513	3	1,997,647	0.01%
14100	USA - GENERALLY	RPTL 400(1)	25	277,084,706	1.77%
14300	INDIAN RESERVATION	RPTL 454	9	440,735	0.00%
18020	MUNICIPAL INDUSTRIAL DEV AGENCY	RPTL 412-a	55	478,535,632	3.06%
18040	URBAN REN: OWNER-MUNICIPALITY	GEN MUNY 506	71	245,787,418	1.57%
18080	MUN HSNG AUTH-FEDERAL/MUN AID	PUB HSNG L 52(3) & (5)	50	141,686,176	0.91%
18130	UDC OWNED HOUSING PROJECT	MC K UCON L 6272	4	8,170,294	0.05%
18180	UDC OWNED NON-HOUSING PROJECT	MC K UCON L 6272	5	18,280,441	0.12%
21600	RES OF CLERGY-RELIG CORP OWN	RPTL 462	29	8,671,324	0.06%
25110	NONPROF CORP - RELIG(CONST PROJ)	RPTL 420-a	803	215,853,738	1.38%
25120	NONPROF CORP - EDUCL(CONST PR	RPTL 420-a	263	421,042,353	2.69%
25130	NONPROF CORP - CHAR (CONST PRO	RPTL 420-a	696	378,500,229	2.42%
25210	NONPROF CORP - HOSPITAL	RPTL 420-a	50	612,141,735	3.91%
25230	NONPROF CORP - MORAL/MENTAL IM	RPTL 420-a	4	2,820,000	0.02%
25600	NONPROFIT HEALTH MAINTENANCE	RPTL 486-a	1	4,860,294	0.03%
25900	LAND BANKS	NPCL 1608	8	301,912	0.00%
26100	VETERANS ORGANIZATION	RPTL 452	10	2,401,640	0.02%
27250	RAILROAD PROP OWNED BY AMTRAK	45 U S C 546b	1	1,234,118	0.01%
27350	PRIVATELY OWNED CEMETERY LAND	RPTL 446	7	18,661,765	0.12%
28110	NOT-FOR-PROFIT HOUSING COMPANY	RPTL 422	19	39,672,706	0.25%
28120	NOT-FOR-PROFIT HOUSING COMPANY	RPTL 422	3	10,172,059	0.07%
38260	MUN HSNG AUTH-NYS AIDED	PUB HSNG L 52(4) & (5)	3	12,131,471	0.08%
41101	VETS EX BASED ON ELIGIBLE FUNDS	RPTL 458(1)	35	71,663	0.00%



**NYS BOARD OF REAL PROPERTY SERVICES**  
**LOCAL GOVERNMENT EXEMPTION IMPACT REPORT**  
(for local use only -- not to be filed with NYS Board of Real Property Services)

Date: April 30, 2018

Taxing Jurisdiction: Buffalo

Fiscal Year Beginning: July 1, 2018

Total equalized value in taxing jurisdiction: \$ 15,639,597,559

41111	VET PRO RATA: FULL VALUE ASSMT	RPTL 458(5)	662	21,661,453	0.14%
41123	ALT VET EX-WAR PERIOD-NON-COM	RPTL 458-a	2,049	31,023,872	0.20%
41133	ALT VET EX-WAR PERIOD-COMBAT	RPTL 458-a	1,576	41,196,891	0.26%
41143	ALT VET EX-WAR PERIOD-DISABILITY	RPTL 458-a	617	19,759,747	0.13%
41161	COLD WAR VETERANS (15%)	RPTL 458-b	308	3,263,891	0.02%
41171	COLD WAR VETERANS (DISABLED)	RPTL 458-b	40	935,750	0.01%
41400	CLERGY	RPTL 460	28	61,765	0.00%
41806	PERSONS AGE 65 OR OVER	RPTL 467	4,397	147,889,257	0.95%
41836	ENHANCED STAR	RPTL 425	6,677	254,194,412	1.63%
41856	BASIC STAR 1999-2000	RPTL 425	23,000	487,664,812	3.12%
41936	DISABILITIES AND LIMITED INCOME	RPTL 459-c	516	16,755,575	0.11%
41960	HISTORIC PROPERTY	RPTL 444-a	6	1,174,118	0.01%
41980	LOW OR MODERATE INCOME HOUSING	RPTL 421-e	162	166,785,272	1.07%
44216	HOME IMPROVEMENTS	RPTL 421-f	9	351,894	0.00%
47200	RAILROAD - PARTIALLY EXEMPT	RPTL 489-d & dd	69	118,577,100	0.76%
47596	MIXED-USE PROPERTIES IN CERTAIN	RPTL 485-a	85	326,124,926	2.09%
47610	BUSINESS INVESTMENT PROPERTY	RPTL 485-b	104	23,592,051	0.15%
47670	PROPERTY IMPRVMT IN EMPIRE ZONE	RPTL 485-e	142	59,421,771	0.38%
47900	FAIR POLLUTION CONTROL FACILIT	RPTL 477-a	1	525,569	0.00%
48106	URB DEV ACTION AREA PROJECT	GEN MUNY L 696	1	3,621,176	0.02%
48650	LTD PROF HOUSING CO	P H F I L 33, 556, 654-a	18	16,613,799	0.11%
48660	HOUSING DEVELOPMENT FUND CO	P H F I L 577, 654-a	10	28,133,921	0.18%
48670	REDEVELOPMENT HOUSING CO	P H F I L 125 & 127	14	6,383,824	0.04%
49530	INDUSTRIAL WASTE TREATMENT FA	RPTL 477	2	1,021,851	0.01%
<b>Totals</b>			<b>51,118</b>	<b>\$6,679,904,145</b>	<b>42.74%</b>

The exempt amounts do not take into consideration any payments for municipal services.

Amount, if any, attributed to payments in lieu of taxes: \$ 5,374,918.78  
(details contained on RP-495-PILOT)



**LOCAL GOVERNMENT EXEMPTION IMPACT REPORT**  
(for local use only -- not to be filed with NYS Board of Real Property Services)

Date: April 30, 2018

Taxing Jurisdiction: Buffalo

Fiscal Year Beginning: July 1, 2018

Total equalized value in taxing jurisdiction: \$ **15,639,597,559**

Exemption Code (Column A)	Exemption Description (Column B)	Statutory Authority (Column C)	Number of Exemptions (Column D)	Payments in Lieu of Taxes (PILOTs) (Column E)
13100	CO - Generally	RPTL 406(1)	4	\$719,234.78
18020	Municipal Indust Dev Agency	RPTL 412-e	41	\$3,702,142.18
18080	Mun Hsng Auth-Fed/Mun Aid	Pub Hsng Law 52(3) & (5)	3	\$37,143.98
28110	Not-For-Profit Housing Company	RPTL 422	1	\$18,796.00
41980	Low or Moderate Income Housing	RPTL 421-e	166	\$649,086.64
48106	URB Dev Action Area Project	Gen MUNY L 696	1	\$39,836.70
48650	LTD Prof Housing Co	PHFI L 33, 556 654-a	2	\$58,565.00
48660	Housing Development Fund Co	P H FI Law 577, 654-a	2	\$7,287.25
48660	Housing Development Fund Co	P H FI Law 577, 654-a	4	\$108,731.50
48670	Redevelopment Housing Co	P H FI Law 125 & 127	14	\$34,094.75
<b>Totals</b>			<b>238</b>	<b>\$5,374,918.78</b>