

**CITY OF BUFFALO COMBINED SUMMARY STATEMENT  
2006-2007 ADOPTED BUDGET**

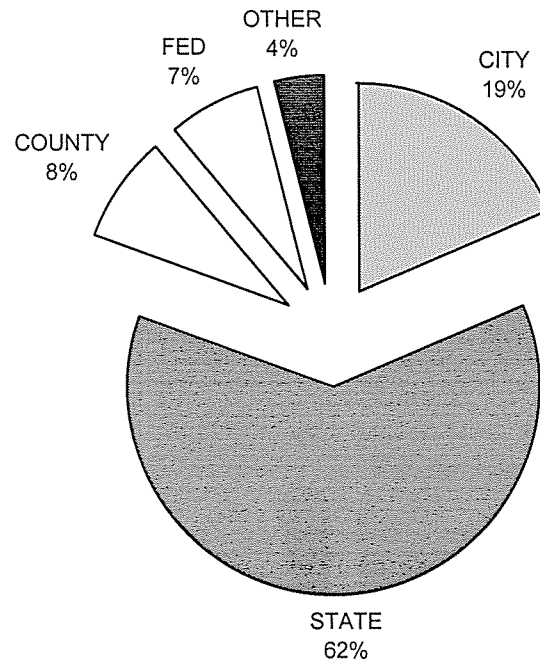
	CITY GENERAL FUND	BOARD OF EDUCATION GENERAL FUND	CITY ENTERPRISE FUNDS	BOARD OF EDUCATION SPECIAL PROJECT FUNDS	CAPITAL DEBT SERVICE FUND	TOTAL
TOTAL REVENUES, RESOURCES AND INTERFUND TRANSFERS						
REVENUES AND RESOURCES:						
City	\$ 168,084,126	\$ 5,648,000	\$ 25,807,461	\$ -	\$ 9,011,934	\$ 208,551,521
County	62,790,475	31,000,000				93,790,475
State	162,210,644	511,982,625		13,021,830		687,215,099
Federal	2,593,719	5,600,000		72,298,710		80,492,429
Other	10,543,574	5,294,770	14,416,531	8,800,882		39,055,756
<b>TOTAL REVENUES AND RESOURCES</b>	<b>\$ 406,222,537</b>	<b>\$ 559,525,395</b>	<b>\$ 40,223,991</b>	<b>\$ 94,121,422</b>	<b>\$ 9,011,934</b>	<b>\$ 1,109,105,280</b>
INTERFUND TRANSFERS:						
General Fund - City	\$ -	\$ 70,769,240	\$ (1,523,048)	\$ -	\$ 30,934,995	\$ 100,181,187
General Fund - Board of Education	(70,769,240)					(70,769,240)
Board of Education					11,253,409	11,253,409
Water Board	4,672,175				659,864	5,332,039
Enterprise Fund - Parking	850,000				3,644,274	4,494,274
Enterprise Fund - Stadium						
Enterprise Fund - Refuse & Recycling	673,048				75,043	748,091
Capital Debt Service Fund	(30,934,995)	(11,253,409)	(4,379,181)			(46,567,586)
<b>TOTAL INTERFUND TRANSFERS</b>	<b>\$ (95,509,013)</b>	<b>\$ 59,515,831</b>	<b>\$ (5,902,229)</b>	<b>\$ -</b>	<b>\$ 46,567,586</b>	<b>\$ 4,672,174</b>
<b>TOTAL REVENUES, RESOURCES AND INTERFUND TRANSFERS</b>	<b>\$ 310,713,525</b>	<b>\$ 619,041,226</b>	<b>34,321,762</b>	<b>\$ 94,121,422</b>	<b>\$ 55,579,520</b>	<b>\$ 1,113,777,455</b>
<b>APPROPRIATIONS:</b>						
<b>OPERATION AND MAINTENANCE:</b>						
Departmental	\$ 174,266,521		24,825,337			\$ 199,091,858
Fringe Benefits	98,414,565		5,275,220			103,689,785
General Charges	29,491,249		1,253,718			30,744,968
Education		612,125,583		94,121,422		706,247,005
<b>TOTAL OPERATION AND MAINTENANCE</b>	<b>\$ 302,172,335</b>	<b>\$ 612,125,583</b>	<b>31,354,275</b>	<b>\$ 94,121,422</b>	<b>\$ -</b>	<b>\$ 1,039,773,615</b>
EXEMPT ITEMS:						
Long Term Principal & Interest - City					\$ 33,774,944	\$ 33,774,944
Long Term Principal & Interest - Board of Education					17,425,394	17,425,394
Long Term Principal & Interest - Water					659,864	659,864
Long Term Principal & Interest - Parking					3,644,274	3,644,274
Long Term Principal & Interest - Stadium					-	-
Long Term Principal & Interest - Refuse					75,043	75,043
Other Exempt Items	8,541,189	6,915,643	2,967,487			18,424,319
<b>TOTAL EXEMPT ITEMS</b>	<b>\$ 8,541,189</b>	<b>\$ 6,915,643</b>	<b>\$ 2,967,487</b>	<b>\$ -</b>	<b>\$ 55,579,520</b>	<b>\$ 74,003,839</b>
<b>TOTAL APPROPRIATIONS</b>	<b>\$ 310,713,525</b>	<b>\$ 619,041,226</b>	<b>\$ 34,321,762</b>	<b>\$ 94,121,422</b>	<b>\$ 55,579,520</b>	<b>\$ 1,113,777,455</b>

**CITY OF BUFFALO ENTERPRISE FUND  
COMBINED SUMMARY STATEMENT DETAIL  
2006-2007 ADOPTED BUDGET**

<b>REVENUES, RESOURCES AND INTERFUND TRANSFERS</b>	<b>DIVISION</b>	<b>REFUSE &amp;</b>		
<b><u>REVENUES AND RESOURCES:</u></b>	<b><u>OF WATER</u></b>	<b><u>RECYLING</u></b>	<b><u>PARKING</u></b>	<b><u>TOTAL</u></b>
City	\$ -	\$ 19,464,311	\$ 6,343,150	\$ 25,807,461
Capital Debt Service Fund				
Other (Buffalo Water Board)	14,416,531	-	-	14,416,531
 <b><u>TRANSFERS IN:</u></b>				
General Fund - City	-	-	-	-
<b>TOTAL REVENUES, RESOURCES AND TRANSFERS IN</b>	<b>\$ 14,416,531</b>	<b>\$ 19,464,311</b>	<b>\$ 6,343,150</b>	<b>\$ 40,223,991</b>
 <b><u>TRANSFERS OUT:</u></b>				
General Fund - City	-	(673,048)	(850,000)	(1,523,048)
Capital Debt Service Fund	(659,864)	(75,043)	(3,644,274)	(4,379,181)
<b>TOTAL TRANSFERS OUT</b>	<b>\$ (659,864)</b>	<b>\$ (748,091)</b>	<b>\$ (4,494,274)</b>	<b>\$ (5,902,229)</b>
 <b>TOTAL REVENUES, RESOURCES AND INTERFUND TRANSFERS</b>	<b>\$ 13,756,666</b>	<b>\$ 18,716,220</b>	<b>\$ 1,848,876</b>	<b>\$ 34,321,762</b>
 <b>APPROPRIATIONS</b>				
<b><u>OPERATION AND MAINTENANCE:</u></b>				
Departmental	\$ 10,257,080	\$ 14,476,297	\$ 91,960	\$ 24,825,337
Fringe Benefits	2,619,721	2,638,785	16,714	5,275,220
General Charges	20,000	1,233,158	560	1,253,718
<b>TOTAL OPERATION AND MAINTENANCE</b>	<b>\$ 12,896,801</b>	<b>\$ 18,348,240</b>	<b>\$ 109,234</b>	<b>\$ 31,354,275</b>
 <b>TOTAL EXEMPT ITEMS</b>	<b>859,864</b>	<b>367,980</b>	<b>1,739,642</b>	<b>2,967,487</b>
 <b>TOTAL APPROPRIATIONS</b>	<b>\$ 13,756,666</b>	<b>\$ 18,716,220</b>	<b>\$ 1,848,876</b>	<b>\$ 34,321,762</b>

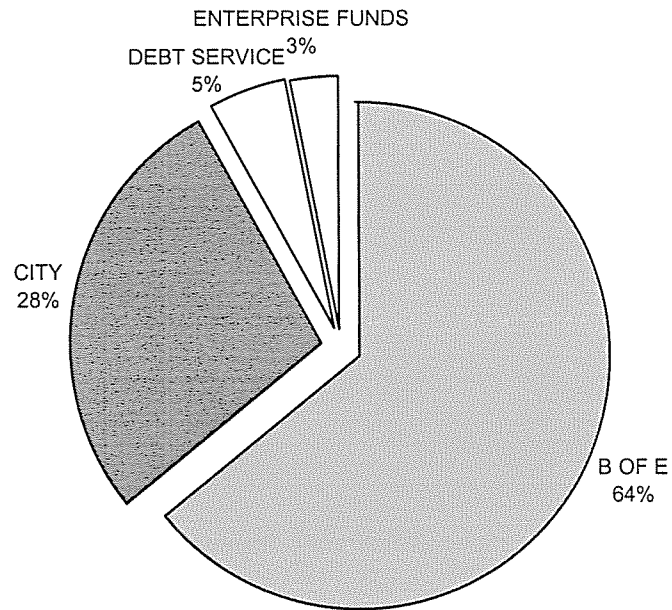
**CITY OF BUFFALO  
2006-2007 ADOPTED BUDGET  
REVENUES, RESOURCES AND INTERFUND TRANSFERS  
\$1,113,777,455**

CITY	\$	208,551,521
STATE	\$	687,215,099
COUNTY	\$	93,790,475
FEDERAL	\$	80,492,429
OTHER & TRANSFERS	\$	43,727,931
TOTAL	<u>\$</u>	<u>1,113,777,455</u>



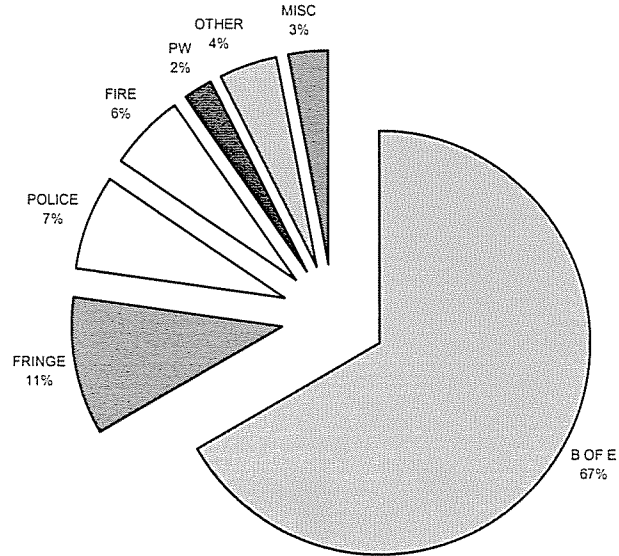
**CITY OF BUFFALO  
2006-2007 ADOPTED BUDGET  
TOTAL APPROPRIATIONS  
\$1,113,777,455**

BOARD OF EDUCATION	\$ 713,162,648
CITY	310,713,525
DEBT SERVICE	55,579,520
ENTERPRISE FUNDS	34,321,762
TOTAL	<u>\$ 1,113,777,455</u>



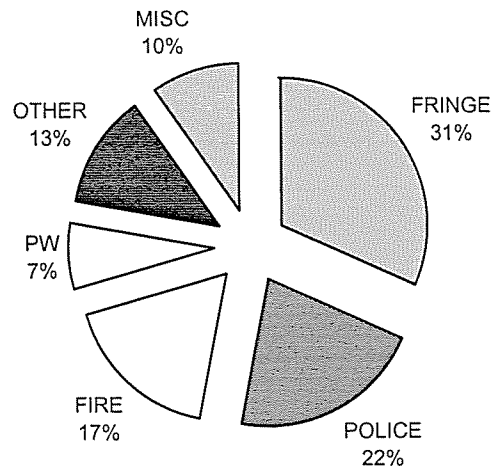
**CITY OF BUFFALO  
2006-2007 ADOPTED BUDGET  
BOARD & CITY GENERAL FUND APPROPRIATIONS  
\$929,504,751**

BOARD OF EDUCATION	\$	619,041,226
FRINGE		98,414,565
POLICE		66,823,951
FIRE		54,024,056
PUBLIC WORKS		22,402,574
OTHER		39,157,128
MISCELLANEOUS		29,641,251
<b>TOTAL</b>	<b>\$</b>	<b>929,504,751</b>



**CITY OF BUFFALO  
2006-2007 ADOPTED BUDGET  
CITY GENERAL FUND APPROPRIATIONS  
\$310,713,525**

FRINGE	\$	98,414,565
POLICE		66,823,951
FIRE		54,024,056
PUBLIC WORKS		22,402,574
OTHER		39,157,128
MISCELLANEOUS		29,891,251
TOTAL	\$	<u>310,713,525</u>



**GENERAL FUND - CITY  
SUMMARY STATEMENT  
2006-2007 ADOPTED BUDGET**

	<u>2001-2002</u>	<u>2002-2003</u>	<u>2003-2004</u>	<u>2004-2005</u>	<u>2005-2006</u>	<u>2006-2007</u> <u>ADOPTED</u>
<u>REVENUES &amp; RESOURCES</u>	<u>ACTUAL</u>	<u>ACTUAL</u>	<u>ACTUAL</u>	<u>ACTUAL</u>	<u>BUDGET</u>	<u>BUDGET</u>
CITY	\$ 160,885,280	\$ 162,320,509	\$ 173,767,500	\$ 167,051,470	\$ 168,412,109	\$ 168,084,126
COUNTY	57,851,938	62,806,690	60,545,563	61,334,898	\$ 61,106,640	\$ 62,790,475
STATE	122,755,881	143,503,707	126,597,400	127,185,857	\$ 139,644,200	\$ 162,210,644
FEDERAL	12,094,543	5,395,393	6,911,099	5,348,666	\$ 5,759,800	\$ 2,593,719
OTHER	4,015,779	3,835,919	3,636,934	3,570,930	\$ 3,415,460	\$ 3,434,347
FUND BALANCE / RESOURCE			7,811,000	26,772,662		\$ 7,109,227
<b>TOTAL REVENUES AND RESOURCES</b>	<b>\$ 357,603,421</b>	<b>\$ 377,862,217</b>	<b>\$ 379,269,495</b>	<b>\$ 391,264,482</b>	<b>\$ 378,338,208</b>	<b>\$ 406,222,537</b>
<u>INTERFUND TRANSFERS</u>						
TRANSFERS IN	4,671,569	5,248,983	5,473,382	6,955,223	6,195,223	6,195,223
<b>TOTAL REVENUES, RESOURCES &amp; TRANSFERS IN</b>	<b>\$ 362,274,990</b>	<b>\$ 383,111,200</b>	<b>\$ 384,742,877</b>	<b>\$ 398,219,705</b>	<b>\$ 384,533,431</b>	<b>\$ 412,417,760</b>
TRANSFERS OUT	(96,919,826)	(94,640,172)	(99,146,893)	(100,204,292)	(99,717,442)	(101,704,235)
<b>TOTAL REVENUES, RESOURCES AND INTERFUND TRANSFERS</b>	<b><u>\$ 265,355,164</u></b>	<b><u>\$ 288,471,028</u></b>	<b><u>\$ 285,595,984</u></b>	<b><u>\$ 298,015,413</u></b>	<b><u>\$ 284,815,988</u></b>	<b><u>\$ 310,713,525</u></b>
<u>APPROPRIATIONS</u>						
OPERATIONS AND MAINTENANCE:						
DEPARTMENTAL	184,991,891	\$ 178,614,160	\$ 171,576,212	\$ 167,264,162	\$ 164,067,331	\$ 174,266,521
FRINGE BENEFITS	62,953,082	64,513,534	82,439,689	98,849,635	93,214,922	98,414,565
GENERAL CHARGES	26,991,576	26,167,798	22,686,279	28,765,847	24,534,466	29,491,249
<b>TOTAL OPERATIONS AND MAINTENANCE</b>	<b>\$ 274,936,549</b>	<b>\$ 269,295,491</b>	<b>\$ 276,702,180</b>	<b>\$ 294,879,644</b>	<b>\$ 281,816,719</b>	<b>\$ 302,172,335</b>
EXEMPT ITEMS	2,964,245	972,006	2,190,197	3,135,769	2,999,270	8,541,189
<b>TOTAL APPROPRIATIONS</b>	<b><u>\$ 277,900,794</u></b>	<b><u>\$ 270,267,497</u></b>	<b><u>\$ 278,892,377</u></b>	<b><u>\$ 298,015,413</u></b>	<b><u>\$ 284,815,988</u></b>	<b><u>\$ 310,713,525</u></b>

**STATEMENT OF TAX RATES AND ASSESSED VALUATION  
2006-2007 BUDGET**

**HOMESTEAD TAX RATES**

	CITY	BOARD OF EDUCATION	TOTAL
GENERAL FUND	\$ 6.63	\$ 8.33	\$ 14.96
CAPITAL DEBT SERVICE FUND	4.21	1.58	5.78
<b>TOTAL</b>	<b>\$ 10.84</b>	<b>\$ 9.91</b>	<b>\$ 20.75</b>

**NON HOMESTEAD TAX RATES**

	CITY	BOARD OF EDUCATION	TOTAL
GENERAL FUND	\$ 11.40	\$ 14.68	\$ 26.08
CAPITAL DEBT SERVICE FUND	7.23	2.77	10.01
<b>TOTAL</b>	<b>\$ 18.63</b>	<b>\$ 17.45</b>	<b>\$ 36.08</b>

**ASSESSED VALUATION**

TOTAL ASSESSED REAL ESTATE	\$ 8,651,905,572	
<i>PLUS:</i> SPECIAL FRANCHISE ASSESSMENTS	330,092,806	
TOTAL ASSESSED VALUATION	\$ 8,981,998,378	
<i>LESS:</i> NON TAXABLE REAL ESTATE	3,293,431,529	
RAILROAD EXEMPTION	76,054,612	
TAX BASE FOR GENERAL CITY PURPOSES	\$ 5,612,512,237	
<i>PLUS:</i> VETERANS' AND SENIOR CITIZENS EXEMPTIONS SUBJECT TO SCHOOL TAX	93,778,658	

\$ 5,706,290,895

	TAXABLE VALUE CITY	TAXABLE VALUE SCHOOL
HOMESTEAD	\$ 3,726,636,278	\$ 3,819,362,405
NON HOMESTEAD	1,885,875,959	1,886,928,490
<b>TOTAL</b>	<b>\$ 5,612,512,237</b>	<b>\$ 5,706,290,895</b>



**GENERAL AND CAPITAL DEBT SERVICE FUNDS  
COMBINED ANALYSIS OF TAX LEVY AND  
BREAKDOWN OF HOMESTEAD AND NON HOMESTEAD LEVY  
2006-2007 ADOPTED BUDGET**

<u>APPROPRIATIONS</u>	<u>CITY</u>	<u>BOARD OF EDUCATION</u>	<u>TOTAL</u>
GENERAL FUND	\$ 310,713,525	\$ 619,041,226	\$ 929,754,751
(1) CAPITAL DEBT SERVICE FUND	33,774,944	17,425,394	51,200,339
<b>TOTAL</b>	<b>\$ 344,488,469</b>	<b>\$ 636,466,620</b>	<b>\$ 980,955,089</b>
LESS: OTHER REVENUE, RESOURCES & INTERFUND TRANSFERS			
GENERAL FUND	\$ 264,500,844	\$ 559,525,395	\$ 824,026,239
(1) CAPITAL DEBT SERVICE FUND	4,456,865	6,171,985	10,628,850
<b>TOTAL</b>	<b>\$ 268,957,709</b>	<b>\$ 565,697,380</b>	<b>\$ 834,655,089</b>
EQUALS: TAX LEVY			
GENERAL FUND	\$ 46,212,680	\$ 59,515,831	\$ 105,728,511
CAPITAL DEBT SERVICE FUND	29,318,080	11,253,409	40,571,489
<b>TOTAL TAX LEVY</b>	<b>\$ 75,530,760</b>	<b>\$ 70,769,240</b>	<b>\$ 146,300,000</b>

HOMESTEAD SHARE OF TAX LEVY

53.47% OF TOTAL (2)

TAX LEVY	<u>CITY</u>	<u>BOARD OF EDUCATION</u>	<u>TOTAL</u>
GENERAL FUND	\$ 24,711,182	\$ 31,824,741	\$ 56,535,923
CAPITAL DEBT SERVICE FUND	15,677,178	6,017,505	21,694,683
<b>TOTAL HOMESTEAD</b>	<b>\$ 40,388,360</b>	<b>\$ 37,842,246</b>	<b>\$ 78,230,606</b>

NON-HOMESTEAD SHARE OF TAX LEVY

46.53% OF TOTAL (2)

TAX LEVY	<u>CITY</u>	<u>BOARD OF EDUCATION</u>	<u>TOTAL</u>
GENERAL FUND	\$ 21,501,498	\$ 27,691,090	\$ 49,192,588
CAPITAL DEBT SERVICE FUND	13,640,902	5,235,904	18,876,805
<b>TOTAL NON HOMESTEAD</b>	<b>\$ 35,142,400</b>	<b>\$ 32,926,994</b>	<b>\$ 68,069,394</b>

(1) Does not include self sustaining Enterprise Funds i.e., Water and Parking.  
the uncollectible share of the current tax levy.

(2) The City of Buffalo has elected to utilize provisions of New York State law which provides for homestead and non-homestead property tax rates.  
The Department of Assessment has determined these rates based upon current New York State Assessment laws.

**GENERAL AND CAPITAL DEBT SERVICE FUNDS  
 COMBINED ANALYSIS OF TAX RATE WITH BREAKDOWN  
 HOMESTEAD AND NON HOMESTEAD SHARE OF TAX LEVY AND TAX RATE  
 (PER \$1,000 OF ASSESSED VALUATION)  
 2006 - 2007 ADOPTED BUDGET**

<u>GENERAL FUND</u>	<u>CITY TAX LEVY</u>	<u>CITY TAX RATE</u>	<u>BOARD OF EDUCATION TAX LEVY</u>	<u>EDUCATION TAX RATE</u>	<u>TOTAL TAX LEVY</u>	<u>TOTAL TAX RATE</u>
HOMESTEAD	\$ 24,711,182	\$ 6.63	\$ 31,824,741	\$ 8.33	\$ 56,535,923	\$ 14.96
NON HOMESTEAD	<u>21,501,498</u>	11.40	<u>27,691,090</u>	14.68	<u>49,192,588</u>	26.08
TOTAL	\$ 46,212,680		\$ 59,515,831		\$ 105,728,511	
<u>CAPITAL DEBT SERVICE FUND</u>						
HOMESTEAD	\$ 15,677,178	\$ 4.21	\$ 6,017,505	\$ 1.58	\$ 21,694,683	\$ 5.78
NON HOMESTEAD	<u>13,640,902</u>	7.23	<u>5,235,904</u>	2.77	<u>18,876,805</u>	10.01
TOTAL	\$ 29,318,080		\$ 11,253,409		\$ 40,571,489	
<b>GRAND TOTAL - TAX LEVY</b>	<b><u>\$ 75,530,760</u></b>		<b><u>\$ 70,769,240</u></b>		<b><u>\$ 146,300,000</u></b>	
<u>TOTAL TAX RATE</u>						
HOMESTEAD		\$ 10.84		\$ 9.91		<b>\$ 20.75</b>
NON HOMESTEAD		\$ 18.63		\$ 17.45		<b>\$ 36.08</b>

Note: Actual tax rates are extended to 8 decimal places, all figures above are rounded to the nearest cent

**STATEMENT OF REAL PROPERTY TAX LEVYING LIMITATION  
FOR THE FISCAL YEAR ENDING JUNE 30, 2007  
2006-2007 ADOPTED BUDGET**

<u>FISCAL YEAR</u>	<u>TAXABLE ASSESSED VALUATION</u>	<u>SPECIAL STATE EQUALIZATION RATIOS</u>	<u>FULL VALUE</u>
2002-2003	5,375,240,571	0.9887	5,436,674,998
2003-2004	5,414,568,421	0.9971	5,430,316,338
2004-2005	5,415,155,729	0.9744	5,557,425,830
2005-2006	5,593,248,592	0.9872	5,665,770,454
2006-2007	5,706,290,895	0.9787	5,830,480,122
TOTAL FIVE YEAR FULL VALUE			\$27,920,667,742
			+ 5
Average Full Valuation of Taxable Real Property and Special Franchises as determined by the last completed assessment roll and the four preceding rolls.			\$5,584,133,548
Real Property Tax Levying Limitations: Two percent of Average Full Valuation - Article VIII, Section 10, of the Constitution of the State of New York.			<u>2.0%</u>
			\$111,682,671
Exclusions Added Thereto:			
Appropriations:			
	Net Capital Debt Service (1)	\$41,031,353	
	Reserve for Capital Improvements		
	Down Payment of Capital Projects		
	Capital Project Account Reserve	400,000	
	Objects or purposes for which a period of probable usefulness is provided by Section 11.00 of the Local Finance Law of the State of New York	<u>10,505,782</u>	
	Total Exclusions		<u>\$51,937,136</u>
	Maximum Constitutional Taxing Power		163,619,807
	Real Property Tax Levy for 2006-2007		<u>146,300,000</u>
	Tax Levying Margin		<u><u>\$17,319,807</u></u>
(1)	Gross Debt Service:		\$59,379,520
	Less: Tax and Revenue Anticipation		
	Note Interest Cost	\$4,000,000	
	Revenue Applied to Debt	245,285	
	Resources Applied to Debt	10,119,001	
	Interfund Transfers (2)	<u>3,983,881</u>	<u>18,348,167</u>
	Net Capital Debt Service		<u>\$41,031,353</u>
(2)	Excludes Enterprise Fund - Water		

## CONDITION OF TREASURY

2006-2007

	Actual balance as of 6/27/2006	Estimated balance as of 6/30/2007
* GENERAL FUND	\$ 80,463,291	\$ 48,515,000
CAPITAL PROJECTS FUND	\$ 85,045,125	\$ 80,000,000
INTERNAL SERVICE FUND	\$ 134,914	\$ 150,000
ENTERPRISE FUND- WATER	\$ 20,952,846	\$ 17,500,000
ENTERPRISE FUND- SOLID WASTE	\$ 66,937	\$ 50,000
ENTERPRISE FUND- PARKING	\$ 2,809,305	\$ 2,500,000
TRUST & AGENCY FUND	\$ 6,797,955	\$ 7,000,000
CAPITAL DEBT SERVICE FUND	\$ <u>11,239,863</u>	\$ <u>10,500,000</u>
 TOTAL (memorandum only)	 \$ 207,510,236	 \$ 166,215,000

\* includes \$11.0 Million of Board Stabilization reserve Fund

This Statement is produced by the Division of Cash & Debt Management

<b>STATEMENT OF LONG AND SHORT TERM DEBT</b>
--

2006-2007

**LONG TERM DEBT**

Serial bonds

General Improvement		
Various Purposes (City, Solid waste and Stadium)	\$	209,989,854
Marine Midland Center Park Ramp	\$	360,000
Buffalo Hilton Hotel Parking Ramp	\$	980,000
Parking Fund	\$	29,143,227
Board Of Education	\$	147,822,041
Water Supply	\$	<u>4,415,122</u>
TOTAL LONG-TERM DEBT	\$	392,710,244

**SHORT TERM DEBT**

Bond Anticipation Notes	-
Capital Notes	-
Budget Notes	-
Tax Anticipation Notes	-
Revenue Anticipation Notes	<u>-</u>
Total Short Term Debt	-
<b><u>Total Long &amp; Short Term Debt</u></b>	<b><u>\$ 392,710,244</u></b>

**CITY OF BUFFALO**  
**STATEMENT OF DEBT CONTRACTING POWER**  
**July 1, 2006**

	<u>Amount</u>	<u>Percent</u>
Average Full Valuation of Taxable Real Property and Special Franchises as Determined by the Last Completed Assessment Roll and the Four Preceding Rolls (per 06/07 recommended budget)	\$ 5,584,133,548	
Debt Contracting Limitation: Nine Percent of Average Full Valuation - Article VIII, Section 4, of the Constitution of the State of New York	\$ 502,572,019	100.00%
<b>Gross Indebtedness:</b>		
Borrowings:		
Serial Bonds	347,230,244	
DASNY Refunding	45,480,000	
Revenue Bonds	-	
Total Gross Debt	<u>\$ 392,710,244</u>	
<b>Exclusions:</b>		
Exempt Debt:		
Bond Anticipation Notes	-	
Revenue Anticipation Notes	-	
Water Supply Bonds	4,415,122	
Solid Waste	198,549	
Parking Facilities Bonds	29,503,228	
Reserve to Pay Non-Exempt Debt	4,661,382	
Approp.in Current Budget to Pay Non-Exempt Debt		
Maturing during Remainder of FY	32,481,926	
Total Exclusions	<u>\$ 71,260,207</u>	
Net Indebtedness	<u>321,450,037</u>	<u>63.96%</u>
Debt-Contracting Margin	<u>181,121,982</u>	<u>36.04%</u>
Authorized But Unissued Non-Exempt Debt	<u>12,750,000</u>	<u>2.54%</u>
Effective Borrowing Capacity	<u>\$ 168,371,982</u>	<u>33.50%</u>

Source: City of Buffalo, Division of Cash & Debt Management